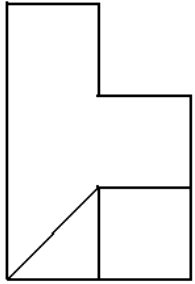


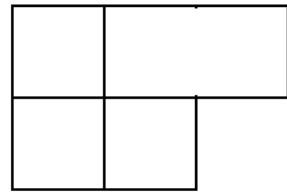
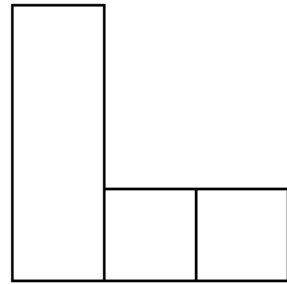
**Dibujar en una hoja de papel pautado las Perspectivas Isométricas de las piezas siguientes:**

1).

PERFIL DCHO.



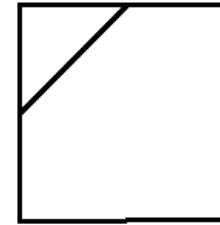
ALZADO



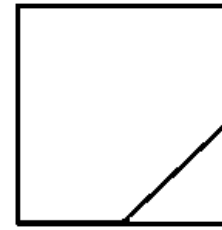
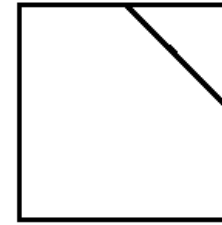
PLANTA

2).

PERFIL DCHO.



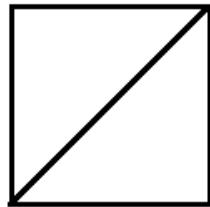
ALZADO



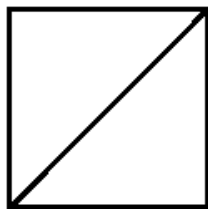
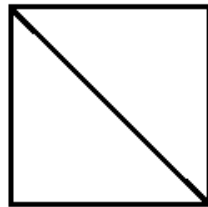
PLANTA

3).

PERFIL DCHO.



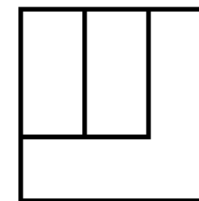
ALZADO



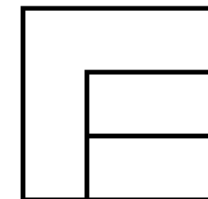
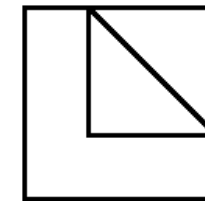
PLANTA

4).

PERFIL DCHO.



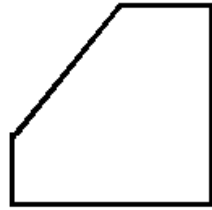
ALZADO



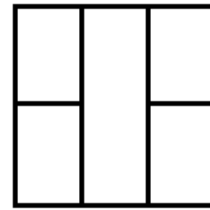
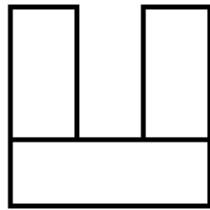
PLANTA

5).

PERFIL DCHO.



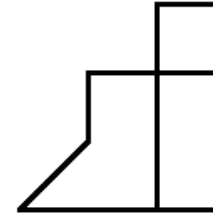
ALZADO



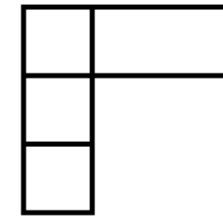
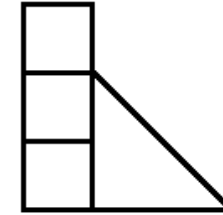
PLANTA

6).

PERFIL DCHO.



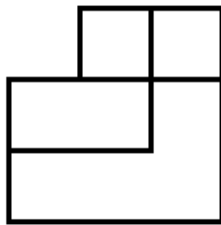
ALZADO



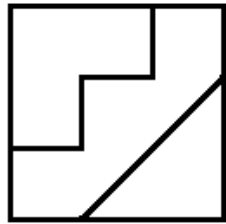
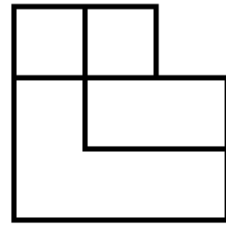
PLANTA

7).

PERFIL DCHO.



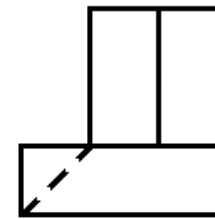
ALZADO



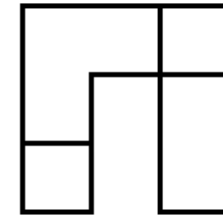
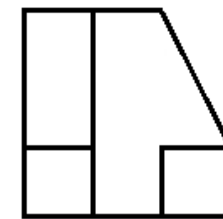
PLANTA

8).

PERFIL DCHO.



ALZADO



PLANTA